



### Important Dates

**FAB Coffee Morning** Friday 12<sup>th</sup> September 9 to 9.30

A chance to get to know each other.

**Welcome to Reception Meeting** – Friday 26<sup>th</sup> September

9am – come and out a little more about Reception.

**Half Term** Monday 27<sup>th</sup> October – Friday 31<sup>st</sup>

October

**Phonics Meeting** – Friday 10<sup>th</sup> October 9am

Come to find out about how to support your child to read.

**Hello Yellow Day** – Friday 10<sup>th</sup> October

Wear something yellow to support Young Minds

**PE: Monday** afternoon in the playground

**Wednesday** afternoon in the hall

On PE days, please send your child to school in the appropriate clothing: Jogging bottoms/ shorts

plimsolls/ trainers with long hair tied back and

jewellery removed.

Please ensure all personal items that are brought into school are named, including water bottles. (Please provide your child with a reusable bottle.)

We advise that the children always have a coat with them as the weather can be unpredictable. In

Reception we like to be able to go outside in all

weathers! A change of clothes is also helpful as the

children often have accidents and we don't have

many spare clothes in which to change them. If you

have any spare clothes / wellies that your child has

outgrown but might fit another child, please bring

them in!

### Welcome to Reception everyone!

The children had a lovely start to the term, as did we!

They are already getting used to the rules and routines and making friends. We are very excited for the weeks and adventures to come!

### How Can I Help My Child?

In Reception, we have a big focus on trying to support the children to become independent learners.

How can you encourage this?

Teach your child to dress themselves, use a knife and fork, zip up a coat. Activities like threading, cutting and using tweezers to pick up small items, all support the development of fine motor skills. This in turn will help your child to develop good pencil control and later, neat handwriting. Teach your child to recognise their name and maybe write the first letter if they are unable to do so already. Talk about feelings with your child. Support them to recognise when they are anxious, scared or angry and encourage them to share how they are feeling with others. Show them how they can help themselves to feel better.

Please make sure that you check Weduc regularly for updates as you may not get a notification for any class messages.

Ms Mitchell and Miss Jackie





We love practical Maths in Reception and will be showing our counting skills to 5 / 10 or beyond. We will match numbers to numeral s and order numbers.



We will also discover how to find one more or one less than a given number and the 'number stories' up to 5 / 10.



In Literacy this term we will be looking at the books pictured below. We will be thinking about what makes us special and celebrating both our differences and similarities. Emotions and getting along with each other will be a big focus, as will learning about each other's families and the community in which we live.



We will be starting Bug Club Phonics as soon as the children are ready. We will start by practising our listening skills before moving on to learning the sounds of individual sounds (phonemes) and learning how to write them (graphemes). When we have learnt 3 sounds – s a and t, we will begin to blend them to read words. Please come to the workshop on the 19<sup>th</sup> September where we will explain how we teach phonics at Brindishe Lee.

This term's sounds and words are: Sounds: s a t p / i n m d / g o c k / ck e u r / h b f, ff l, ll ss Tricky words: the, to I no go into.

We will start sending books home very soon and these will be accompanied by a reading record. Please ensure you read with your child every day and regularly put comment in the record. Also, please keep the reading record and books in your child's book bag.

Thank you

**Phase 2**

### Sound Mat

s	ss	a	t	p	i	n	m	d
g	o	c	k	ck	e	u	r	
h	b	f	ff	l	ll			

Sun, Dress, Apple, Top, Pan, Insect, Nest, Mat, Dog, Goat, Octopus, Cat, Key, Sack, Elephant, Umbrella, Rat, Hat, Bag, Fan, Muffin, Leg, Doll

Pearson © Pearson Education 2022

### Other news:

During October we will be celebrating Black History Month and will learn about some of the achievements of black people in recent history – especially inventors! We will focus on these books to introduce the subject of BHM to the children.



Throughout the year, Reception will learn about the different seasons and the types of weather we might experience. This term we will enjoy some Autumn walks and talk about what happens as the seasons change. What happens to the length of days? How does that affect our daily lives?



We like to grow plants and vegetables – if you can spare any seeds or indeed any time, we would be really grateful! If you have any other skills you would like to share, sewing, cooking, etc, please let us know! We always need lots of helpers for our up-coming trips!



We are thoroughly looking forward to our future adventures together!  
Please feel free to talk to us if you have any questions or concerns – we are always happy to help!

# Help your child with reading

## I Spy

Play 'I Spy' games. Can you find words beginning with...? Can you find a picture of a ...? How many ... can you see?

## Ask Questions

Ask questions about the story as you read it e.g. What is the story about? Why do you think they made that choice? Was it a good choice? Why did that happen? What do you think will happen next? What was your favourite part of the story? Why?

## Make it Fun

Enjoy reading together. Give characters funny voices and engage with the pictures. Make a game out of finding words that rhyme or start with the same sound.

## Be Seen

Make sure you are seen reading. Keep books magazines at easy reach.

## Get Out

Go to your public library regularly. Find the books you loved as a kid to read together.

## Create

Use reading to inspire drawings or new stories.

## Go Online

Look online & in app stores for appropriate word & spelling games.

## Make Space

Have a special place or a certain time when you read together.

## Read everything out loud.

Books, poems, nursery rhymes, newspaper & magazine articles, food labels...  
anything that is close to hand!